

GAME RULES



TÉLÉCHARGER
LES RÈGLES
DOWNLOAD
THE RULES



12+



2-4



60'



FEDORA
GAMES

INTRODUCTION

You play as a film producer. Ambitious, you dream of joining the pantheon of the cinematographic world. Carefully select your scripts, hire talented actors and action!

But beware, places are limited and the competition is ruthless. Who will be able to stand out at the award ceremonies and forever mark the history of the 7th Art ?

OBJECT OF THE GAME

To obtain the greatest number of Prestige points in the number of rounds allowed.

COMPONENTS



• 4x5 Assistants



• 4x4 colored cubes



• 1 Round Marker cube



• 50 Million token



• 6 Movie Genre tokens

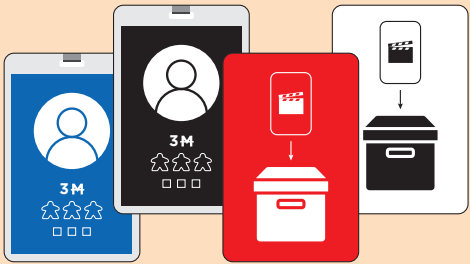


• 1 boardgame

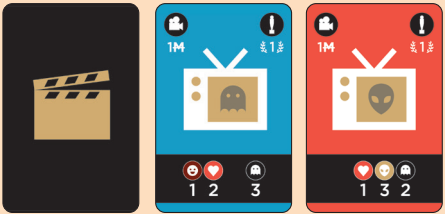
• 2 «Action!» storage bags




• 1 First Player card
+ 1 First Player Trophy




• 4 Badge/Archives cards



• 6 TV Script cards



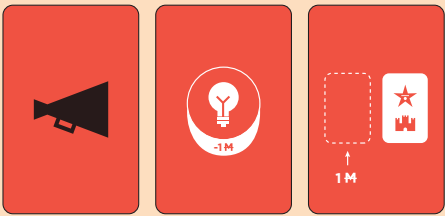
• 26 Script cards



• 24 Actor/Actress cards



• 14 Set cards



• 15 Event cards

SETUP

The board is placed in the center of the table. Shuffle the **TV Script cards (1)** and deal 1 to each player. The unused ones are placed back in the box.

Shuffle all other types of cards and place them face down on the corresponding spaces on the board, these piles will form the draw piles (2).

Take 3 cards from the **Actor/Actress** draw pile and place them on the 3 spaces to the left of the draw pile on the board (3).

Take 3 cards from the **Script** draw pile and place them on the 3 spaces to the left of the draw pile on the board (4).

Give 3 **Million** tokens to each player and place the rest of the tokens on the bank stock space on the board (5).


Each player takes 1 **Player Badge** of the color of his choice, takes 3 **Assistants** of the corresponding color and places them on his **Badge**. The fourth and fifth Assistants are placed **lying down** on the board in the corresponding location (6).

Each player places the **score marker token** of his color on the start of the score track (7).

Place the Turn **Marker cube** on the start of the Turn Track (8).

Shuffle the **Movie Genre tokens** into a storage bag, randomly draw one at a time, and place them face-up from the left of the Turn Track, on the Turn Track spaces with a Film Reel logo. Place 6 with 2 players or 5 with 3-4 players, as indicated on the board. (9).

The person who went to the movies most recently starts the game and places the **First Player card (10)** in front of them.



HOW A ROUND WORKS

1. START OF TURN

If the round marker reaches an Event box, reveal an **Event card (1)**.

2. PLACEMENT OF ASSISTANTS

The different actions that can be performed during a turn are defined by the **Assistants** (see p. 8).

The player whose turn it is places 1 Assistant on the space provided for this purpose on the board, in the location corresponding to the action he wants to perform. The player then performs the action corresponding to the Assistant he has just placed.

It is now the turn of the player to his left, who places 1 Assistant on a space and so on until all players have played all their Assistants.

3. BOX OFFICE AND/OR CEREMONY PHASES

Once all Assistants are placed, the players perform the **Box-office (2)** and/or **Awards Ceremony (3)** phases indicated on the round track.

If it is a **Box-office phase**, the players earn the Millions indicated on the scripts they have at the Box-office.

If it is a **Box-office and Awards Ceremony phase**, they earn the Millions, but also the prestige points indicated on their scripts, as well as additional prestige points, if it is the **Trend (4)** of this round.

Prestige points are indicated using the score markers in the players' colors on the **prestige point track (5)**.

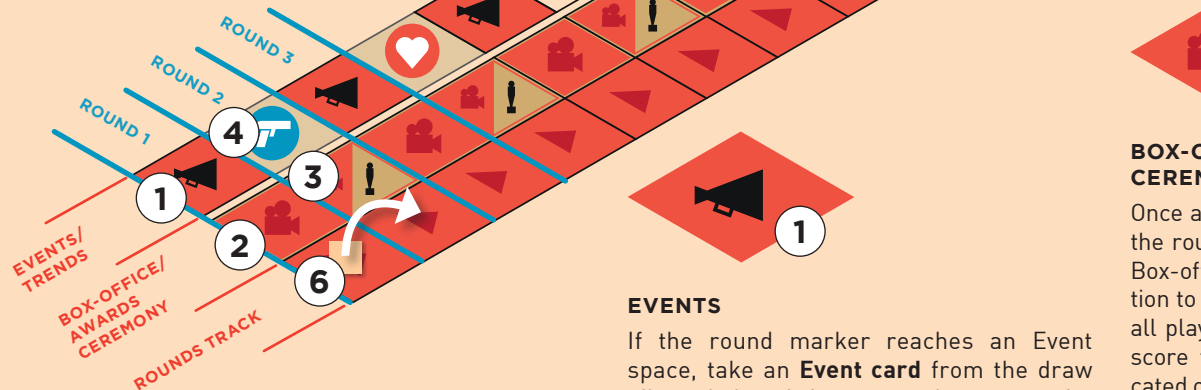
4. END OF A ROUND

Move the round marker cube (6) one space on the round track.

Renew the **Actor/Actress cards track** by discarding the last card on the track (see p.11).

All players **take back their Assistants** present on the board.

The first player passes the **First Player card** to the player to his left. The latter becomes First Player. He will start playing the next turn.



ROUNDS TRACK

The Rounds Track (right) defines the number of rounds in a game. At the end of each round, the first player moves the round marker cube one space on the Round Track. He then looks at the actions to be performed during the next round: First the **Events (see p.7)**, then the **Box-office** and/or **Awards Ceremony** phases as well as the **Trend** of the Movie Genre.

AT 3 AND 4 PLAYERS, THE GAME ENDS HERE

AT 2 PLAYERS, THE GAME ENDS HERE.



BOX-OFFICE PHASE/AWARDS CEREMONY

Once all Assistants have been placed, when the round marker cube is at the height of a Box-office/Awards Ceremony space, in addition to carrying out the Box-office phase (3), all players with films in the Box-office also score the number of **prestige points** indicated on their Script cards.

EVENTS

If the round marker reaches an Event space, take an **Event card** from the draw pile and place it face up on the space to its right. This Event card will be active until the next time round marker reaches a new Event space (see p.20-21).



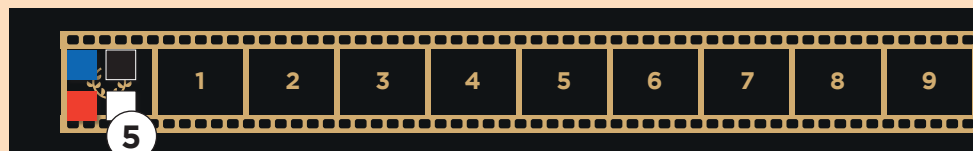
BOX OFFICE PHASE


At the end of the round, when the round marker cube is at the height of a Box-office space, all players with films at the Box-office (see p.16) earn the sum in **Millions** indicated on their Script cards present at the Box-office, plus any additional Millions with **archived films** (see p.18).

TRENDS

The trend represents the type of movies that are currently in vogue and that will therefore bring more prestige.

When the round marker cube reaches the height of a Trends box, the Movie Genre token present on this box indicates that all movies present at the Box-office in which this icon appears, benefit from **1 prestige point** during the **Box-office/Awards ceremony phase (3)**.





ASSISTANTS

Assistants are tasked with carrying out all the tasks involved in the production of a film for you. You will need to place them wisely because they define the number of actions you can perform during a round.

For each action, place an Assistant in the first free slot of the action concerned **(1)**.


If there are no free slots, the action cannot be performed.

The number of slots varies according to the number of players. The more players there are, the more slots are available. For example, if you are playing with 2 players, ignore the last 2 slots and use only the first 2 **(2)**.



ACTIONS ON THE BOARD

- HIRE AN ASSISTANT
- BORROW FROM THE BANK
- BUY SCRIPTS
- HIRE ACTORS/ACTRESSES
- BUY A SET
- SEND THE MOVIE TO THE BOX-OFFICE
- CREATE A MARKETING CAMPAIGN



HIRE AN ASSISTANT - 7M

During the game, you can hire up to two additional Assistants, for 7 Million each (1 Assistant per action). This allows you to perform more actions each turn.

Once hired, **straighten the Assistant** to indicate that it is available. **At the end of the round, pick it up** for use on the next round. If no slots are available, you cannot perform this action.



BORROW FROM THE BANK

The Bank grants a credit of 1 Million for the first Assistant placed and 2 Million for each additional Assistant of the same player (from the second onwards). You may place as many Assistants as you wish on this action.



BUYING SCRIPTS - 1M

Buying a script is the first step to producing a film in your studio.

PLACE AN ASSISTANT

on the first free location in the dedicated area on the set (1).

PAY 1 MILLION TO THE BANK (2).

CHOOSING A SCRIPT

Select one of the three Script cards face up on the board. If a slot becomes empty after purchase, draw a new card from the Script pile to replace it (3).

PLACE THE PURCHASED SCRIPT CARD IN FRONT OF YOU.

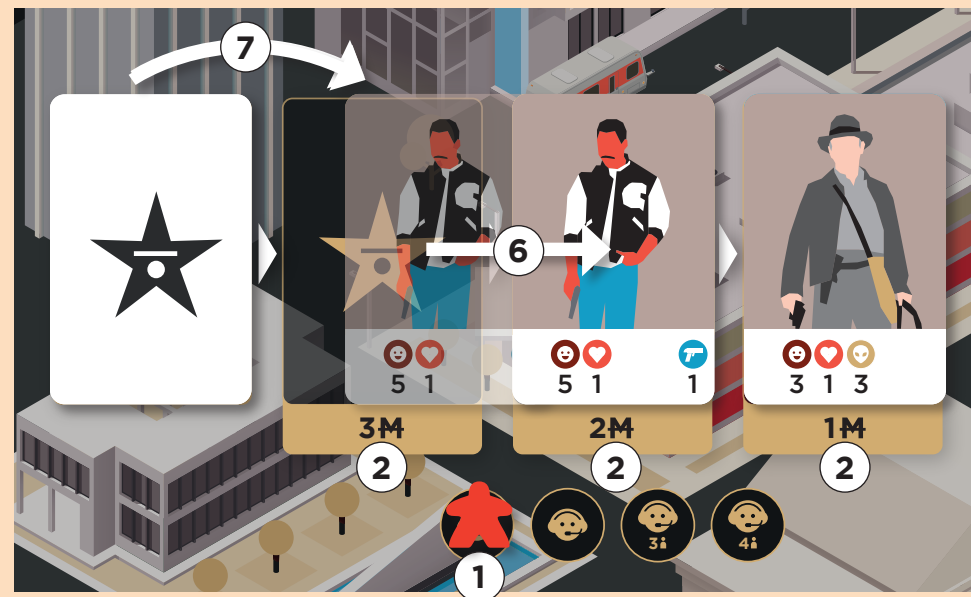
You can either :

- Create a new stack in the 'films in production' area in front of you.
- Place it on top of an existing stack of screenplays consisting solely of Actors/Actresses or Sets (4).

There is no limit to the number of 'film in production' stacks you can have simultaneously.



FILMS IN PRODUCTION



HIRE ACTORS/ACTRESSES 1M, 2M OU 3M

Hiring actors and actresses is a key step in bringing your film productions to life.

PLACE AN ASSISTANT

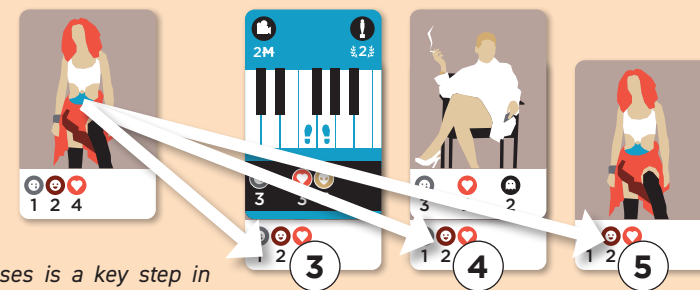
on the first free slot in the dedicated area on the set (1).

PAYMENT

Pay the bank the amount in Millions indicated under the chosen slot (1, 2 or 3 Millions).

CHOOSE AN ACTOR/ACTRESS

Select one of the three Actor/Actress cards face up on the board and take it (2).



ADD TO YOUR PLAY AREA


Place the card under an existing Script to complete the cast of this (3).

Add the card to a stack without a Script (4).

Create a new production pile with this card as the first one (5).


REFILL THE ACTORS/ACTRICES SLOT

Slide the remaining cards one square to the right. Draw a new Actor/Actress card and place it on the leftmost square of the track.




BUY A SET - 1M

The sets play the same role as the Actors/Actresses, and are placed in front of you in the same way (see p.11). They cover more Movies Genres but have fewer points in each of them. Since the Set cards are only face down, the purchase is done blindly.



SEND THE MOVIE TO THE BOX-OFFICE

When your film is ready for theatrical release, you can send it to the Box-office (see p.16).



CREATE A MARKETING CAMPAIGN - 4M

The Marketing Campaign is a strategic action that allows you to swap 2 adjacent Script cards on the Box-office track (1) for a cost of 4 Million.





PRODUCE A FILM

To produce a film, you need to follow these steps:


OBTAIN A SCRIPT CARD

Each Script contains essential information:

Top left (1): Millions won at during the Box-office phases (see p.7).

Top right (2): Prestige points won during the awards ceremony phases.

Black band at the bottom (3): Points required for each genre to make the film.

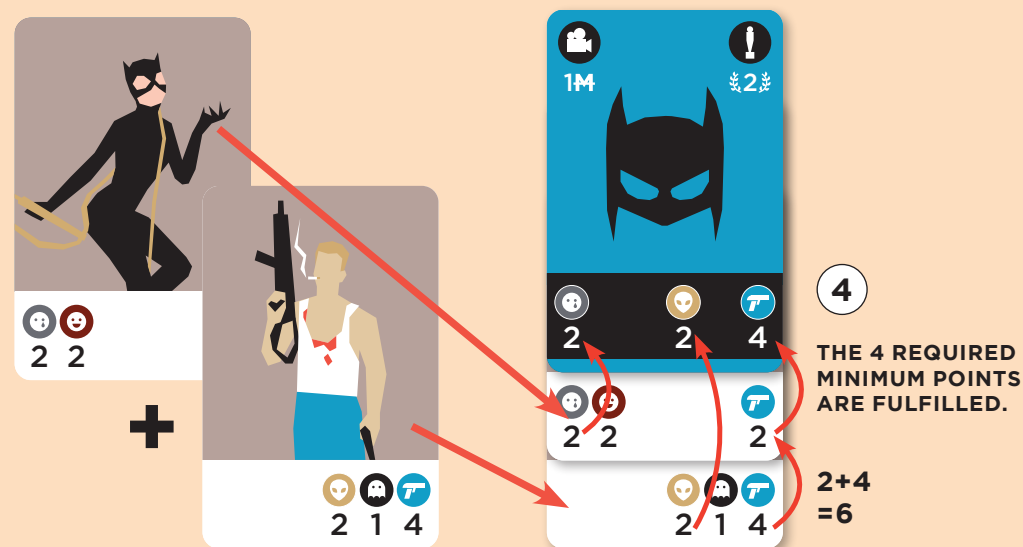


GATHER THE NECESSARY POINTS

To meet the requirements of a Script, you will need to recruit Actors and Actresses and/or buy Sets that provide the necessary points in the required Genres.

When you want to allocate Actors/Actresses or Sets to a Script, stack the Actors/Actresses and/or Sets cards under the Script card until each Genre has the required number of points once all the points have been added up **(4)**.

Example: The film 'The Man Bat' requires 2 Drama points, 2 Fantasy points and 4 Action points. You will need to combine your Actor/Actress cards to reach these values.




PRODUCE THE FILM

Once all the necessary points have been collected, the film is ready to be released in cinemas and sent to the Box-office (see p.16).

Example: The film needs at least 4 points from the 'Action' film genre and the total number of Actor/Actress cards is 6. The quota has therefore been reached. Once the other points have been achieved, the film can be sent to the Box-office.

FILM GENRES





BOX-OFFICE

When your film is ready for theatrical release, send it to the Box Office. To do this:

PLACE AN ASSISTANT

Place an Assistant in the Box-office slot on the board (1).

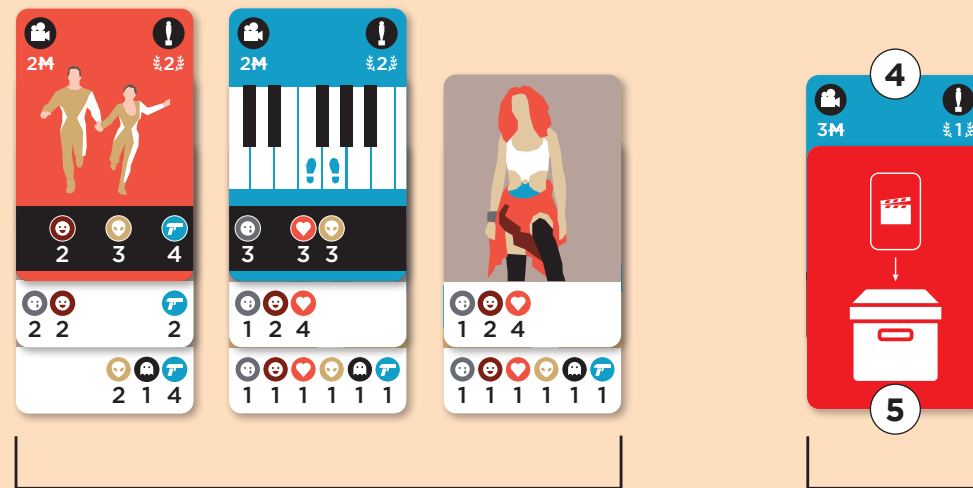
PLACING THE SCRIPT CARD

Place the Script card for your film on the first free square from the left of the Box-office track. Discard the Actor/Actress and Set cards that make up the film into their respective discard piles, face up. Place a marker of your colour on the Script card to indicate that it belongs to you (2).



MANAGING EXISTING SCRIPT CARDS

If the first slot on the left is already occupied by a Script card, move it one space to the right. Repeat this process for the other cards present until each Script is correctly positioned (3).



FILMS IN PRODUCTION

ARCHIVES

ARCHIVING SCRIPTS

When a Script card is pushed off the track (last slot on the right), the player gets his coloured marker back. Slide this **Script card (4)** under the 'Archives' card of your colour (on the back of your 'Badge' card) (5).



ARCHIVES

When one of your films leaves the Box-office track, pick up your marker and the associated Script card, then place the Script in the 'Archives'.

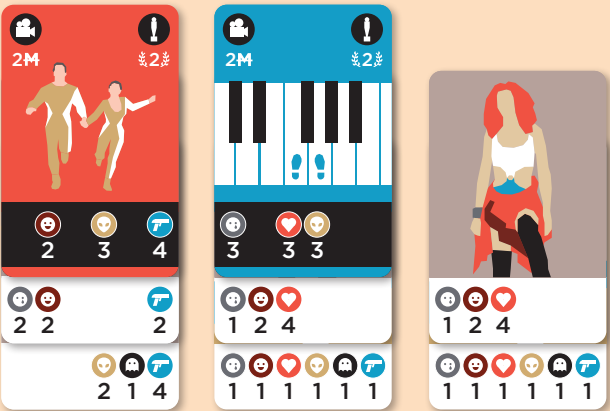
SETTING UP THE ARCHIVES

Turn your 'Badge' card over to its 'Archives' side (1) and slide the Script card underneath (2).


ADDITIONAL GAINS WITH ARCHIVES

Archived Scripts, whether red, blue or gold, can earn additional Millions during each Box-office phase (see p.7).

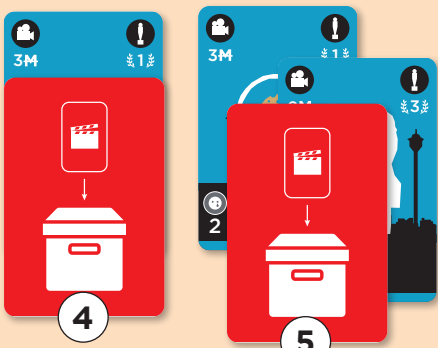
Example: If you have a film at the Box-office with a blue background (3) and a Script with a blue background in your Archives (4), each archived blue card earns +1 Million. If you have two blue cards archived (5), this earns +2 Million, and so on.



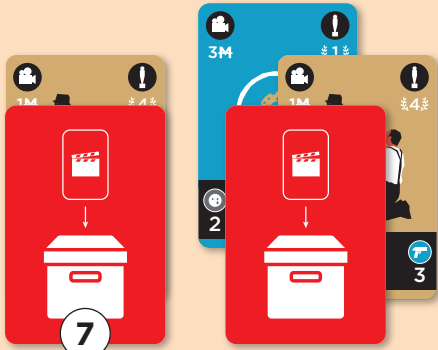
FILMS IN PRODUCTION



ARCHIVES



+1M +2M



+1M +2M

6

GOLDEN CARDS COUNT AS JOKERS

Gold cards in the Archives can count towards the colours blue, red or gold (6).

Example: If you have a blue card at the Box-office and a gold card in your Archives, the gold one in the Archives acts as a joker and earns you +1 Million, as if it were blue (7).

4. ADDITIONAL EXAMPLES




+1M

If you have 1 red Script card at Box-of-ice and an archived red Script card + a blue card, you earn +1 Million, as only the red card in the archive counts (8).




+1M

If you have 2 gold Script cards at Box-of-ice and a gold Script card + an archived blue one, you will earn +1 Million, as only the gold card in archive counts (9).




EVENTS

Events are cards that are revealed during certain rounds and that slightly change the rules of the game as long as they are visible (see page 7). An Event remains active until it has been replaced by another one.



Assistants cost 1 Million less than the listed price.




Marketing costs 1 Million less than the listed price.



Assistants cost 1 Million more than the listed price.




Marketing costs 1 Million more than the listed price.



Charity Gala.

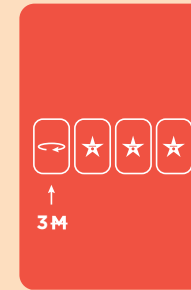
You can place an Assistant on the event card location and pay 4 Million to obtain 1 Prestige point immediately.




Box-office movies with one or more Movie Genres icons present on this Event Card, get an additional 1 Million during the Box-office phase.



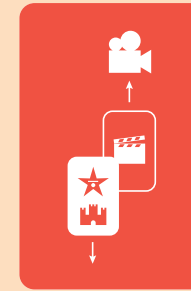
The cost of Actors/Actresses on the left-most space is 2 Millions instead of 3.



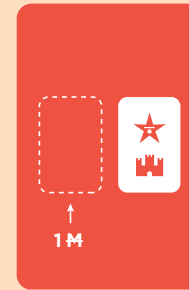
The top card of the Actor/Actress pile is always face-up. You can buy it for 3 Million.



No longer slide Actor/Actress cards, neither when buying a card nor at the end of a round. The gaps are directly filled with new Actor/Actress cards.



When you send a film to the Box-office, you can keep one of its Actor/Actress or Set cards in your production area instead of discarding it (same placement rules as for the Hire Actors/Actresses action).




The first card of the Actor/Actresses, and Sets discard piles, is available for purchase for 1 Million.




A fire has ravaged several sets.

You cannot draw any Set cards.



This is the Actors/Actresses strike.

Do not fill in the empty spaces when hiring Actors/Actresses during the round. Refill the Actors/Actresses track at the start of the second round this Event is active.



It's the writers' strike


Do not fill in the empty spaces when you buy a Script during the round. Refill the Script track at the beginning of the second round in which this Event is active.

END OF GAME AND FINAL SCORING

The game ends at the end of the last round. Here's how to determine the winner:

PRESTIGE POINTS ACCUMULATED

Add up the Prestige points earned throughout the game.



END OF GAME BONUS

Each remaining 5 Million is worth 1 additional Prestige point.

Each pair of Script cards of the same colour in the Archives is worth 1 Prestige point. Each card can only be counted once to form a pair.

SCORING TIE BREAK

The player with the most archived films wins. In the event of a continuing tie, consider the number of films at the Box-Office.



FEDORA
GAMES

Fedora Games is the result of two friends from Vaud coming together, united by a shared passion for creating board games. The desire to found an independent publishing house quickly became obvious, so that our projects could fully reflect our vision.

Beyond publishing, we aim to share this passion through various playful and creative workshops, acting as a social driver, a cultural object, and an educational and therapeutic tool. We also wish to publish games by other creators, born from inspiring human and creative encounters.


Fedora Games : Inspire – Create – Connect

FOLLOW US FOR MORE INFO ABOUT OUR
GAMES AND WORKSHOPS !

DAVID AMARAL & JOËL FERRARI

WWW.FEDORAGAMES.CH

INFO@FEDORAGAMES.CH



CONCEPTION : ELLIOTT CHIARADIA & JOËL FERRARI

DESIGN & ILLUSTRATIONS : JOËL FERRARI

© 2025 ACTION ! IS A FEDORA GAMES GAME

RULES SUMMARY

HOW A ROUND WORKS

1. BEGINNING OF A ROUND

Reveal an Event (if applicable).

2. PLACE ASSISTANTS

Place your Assistants to perform actions.

ACTIONS AVAILABLE

- Embaucher un Assistant (p.9)
- Hire an Assistant (p.9)
- Borrow from the Bank (p.9)
- Buy a Script (p.10)
- Hire Actors/Actresses (p.11)
- Buy a Set (p.12)
- Create a Marketing Campaign (p.13)
- Send a film to the Box-office (p.16)

3. BOX-OFFICE AND/OR AWARDS CEREMONY PHASES

Carry out the Box-office and/or Awards Ceremony phases according to the round track.

4. END OF A ROUND

Renew the cards, recover your seats and pass the First Player card.

PRODUCE A FILM

Gather the necessary points with Actors/Actresses and Sets to complete a Script.

BOX-OFFICE

Place your films at the Box-office to collect Millions and Prestige points.

AWARDS CEREMONY

Earn prestige points for your Films at the Box-office.

Trend Bonus: Films that match the current Trend earn **+1 Prestige point**.

ARCHIVES

Store your archived Scripts to obtain additional profits at Box-office phases.

Each archived Script is worth **+1 Million** if it shares the colour of one or more of your films at Box-office.

Combine colours to maximise your winnings. The gold cards act as jokers in the archives.

END OF THE GAME

Each remaining batch of **5 Millions** is worth **1 Prestige point**.

Each pair of Scripts with the same colour earns **1 Prestige point**.



**WATCH THE
RULES VIDEO!**

FILM GENRES



DRAMA



COMEDY



FANTASY



ROMANCE



HORROR



ACTION